CLIMATE ALLIANCE

LOCAL CLIMATE ACTION DELIVERS **STRONGER TOGETHER FOR EUROPE**

Climate Alliance International Conference 2026



CLIMATE ALLIANCE

EU Energy Poverty Advisory Hub

invest4nature

save energy together

Co-funded by the European Union

Town Hall COP

CLIMATE ALLIANCE

Central Eastern European Municipal Summit'26

From Risk to Resilience: Building Capacity and Funding Local Action

Online Symposium



CLIMATE ALLIANCE

EU Energy Poverty Advisory Hub

invest4nature

save energy together

Co-funded by the European Union

Town Hall COP

CLIMATE ALLIANCE

Every town has a story.

Every city brings a solution.

What works in one place may inspire solutions elsewhere.

What didn't work in once place may be improved with tips from elsewhere.

This is why we created the Central, Eastern Municipal Summit.



Building Capacity in Municipal Climate Action: Why is it more important than ever?

CLIMATE ALLIANCE

- **Evidence-based climate resilience** — because being aware means being better prepared. We'll look at how CEE-specific climate data can support strategic planning and funding decisions.
- **Low-cost yet impactful measures** — combining infrastructure projects with strategic awareness campaigns ensures preparedness and citizen awareness.
- **Direct funding possibilities and lessons learned** by fellow municipality representatives: first-hand testimonials from CEE municipalities support community building of municipalities: we stand united to tackle climate change.



Presentations

Climate Risks and Local Action in Central and Eastern Europe and in the Baltic Regions

Dr. Martina Egedusevic, PhD, Impact Fellow, Green Futures Solutions, University of Exeter

Climate trends and impacts with a focus on climate adaptation, flood risk, nature-based solutions, and citizen engagement. How can local authorities translate climate risk evidence into local action and actionable pathways — even under resource constraints.

Climate Action and Low-cost Infrastructure Projects

Terry Karampini, Climate Risks and Resilience Expert, Mission on Adaptation, European Environment Agency

How infrastructure can support climate resilience in practice: the European-level perspective connected to concrete examples of both small- and large-scale infrastructure projects relevant to our region.

Municipal Implementation Perspective

Izabela Szostak-Smith, Deputy Director, Infrastructure Office, Warsaw City Council

What does it take to move from strategy to delivery in a major city? An inside look at Warsaw's climate action and low-cost climate infrastructure investments.

Funding opportunities for municipalities: EU project experience from Vilnius

Lina Bubulytė, Head of EU Projects Team, Amiestas (Renew the City), Vilnius

Practical experience from municipal EU project work in Vilnius on how cities can access and make effective use of EU funding for climate-related initiatives

Dr. Martina Egedusevic

Impact Fellow, Green Futures Solutions, University of Exeter

Climate risks and local action in Central and Eastern Europe and the Baltic Regions

From scientific evidence to practical municipal action



Dr. Martina Egedusevic
Impact Fellow, Green Futures Solutions, University of Exeter
15 September 2026

CLIMATE ALLIANCE

About the speaker

Bringing together hydrology, climate adaptation, nature-based solutions and practical municipal decision-making.

- Environmental scientist and hydrologist with expertise in climate adaptation, flood and drought resilience, and nature-based solutions.
- Impact Fellow at Green Futures Solutions, University of Exeter, focused on turning evidence into usable action for governments, municipalities and organizations.
- Works across the UK and Western Balkans on flood risk, community resilience, natural flood management, and evidence-led local planning.
- Experience in field-based municipal engagement, including recent work with municipalities in Bosnia and Herzegovina on climate adaptation priorities.
- Interest in how science can support local action under real budget, governance and capacity constraints.



What I do

I work at the interface between research and implementation to help translate climate evidence into local decisions, project ideas and practical resilience actions.

My personal journey

- Balkans flood from May 2014







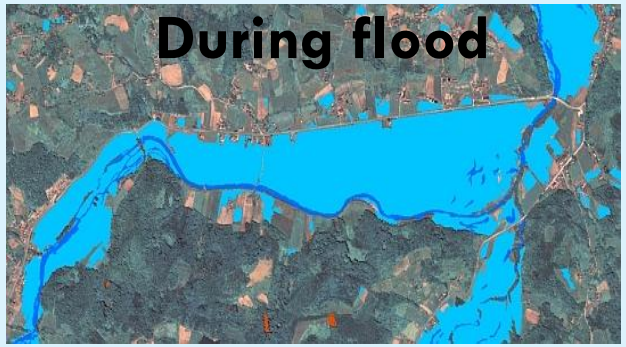



Source: Pictures are from personal archive and https://www.copernicus.eu/en

Science supports decisions - it does not replace local judgement

Science defines plausible ranges, mechanisms and thresholds; municipalities supply the place, assets, priorities and acceptable level of risk.

The past climate is no longer a safe design assumption.

Municipalities do not need an exact prediction of the next event. They need robust ranges, thresholds and stress tests for decisions with long lives.

UNCERTAINTY ≠ SAFETY

Observed warming is unequivocal

The direction of change is not in doubt, even where local magnitudes vary.

Projections are planning ranges

Use scenarios to stress-test infrastructure, services and land-use choices.

Risk is not hazard alone

Damage emerges from hazard × exposure × vulnerability and capacity.

Robust action is possible under uncertainty

Low-regret and adaptive pathways perform across several plausible futures.

Sources: IPCC AR6; EEA European Climate Risk Assessment (EUCRA), 2024.

The signal is already measurable

Europe is warming faster than the global average; the recent record is not a distant-future scenario.

Latest five-year average warming relative to 1850–1900

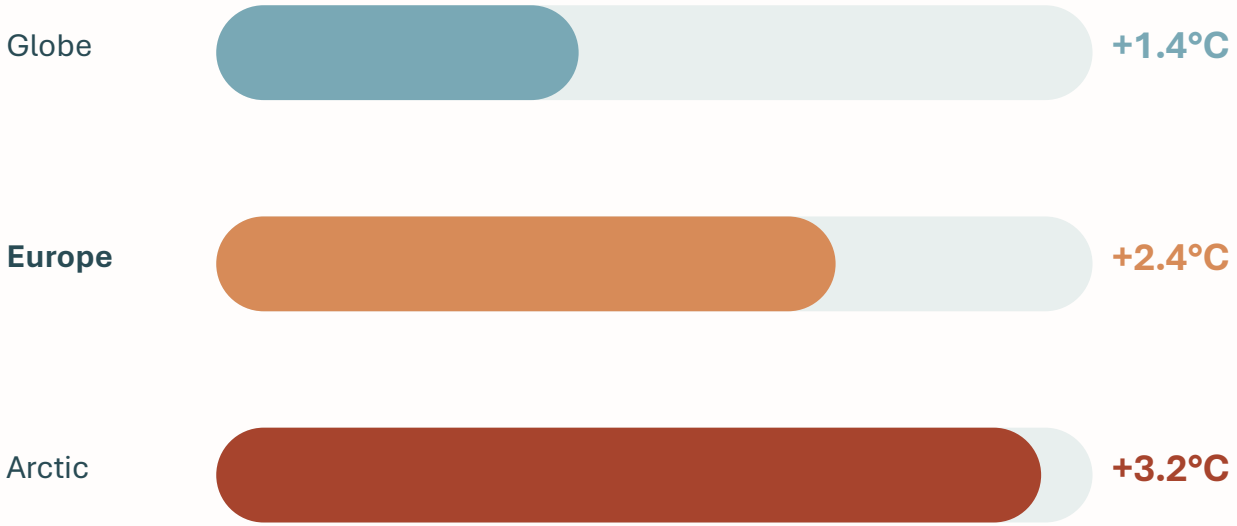

Europe is the fastest-warming continent, at more than twice the global average.

≥95%

of Europe experienced above-average annual temperatures in 2025.

0.5-1.0°C

warming per decade in parts of eastern, southeastern and central Europe, 1996-2025.

Municipal meaning

Heat standards, drainage assumptions, water demand, ecosystem management and emergency plans based only on historical averages are increasingly exposed.

Source: Copernicus Climate Change Service / WMO, European State of the Climate 2025. Values for Europe and Arctic are land-only.

One region and very different risk profiles

Regional science sets the direction; local topography, coastlines, land use and institutional capacity determine consequences.

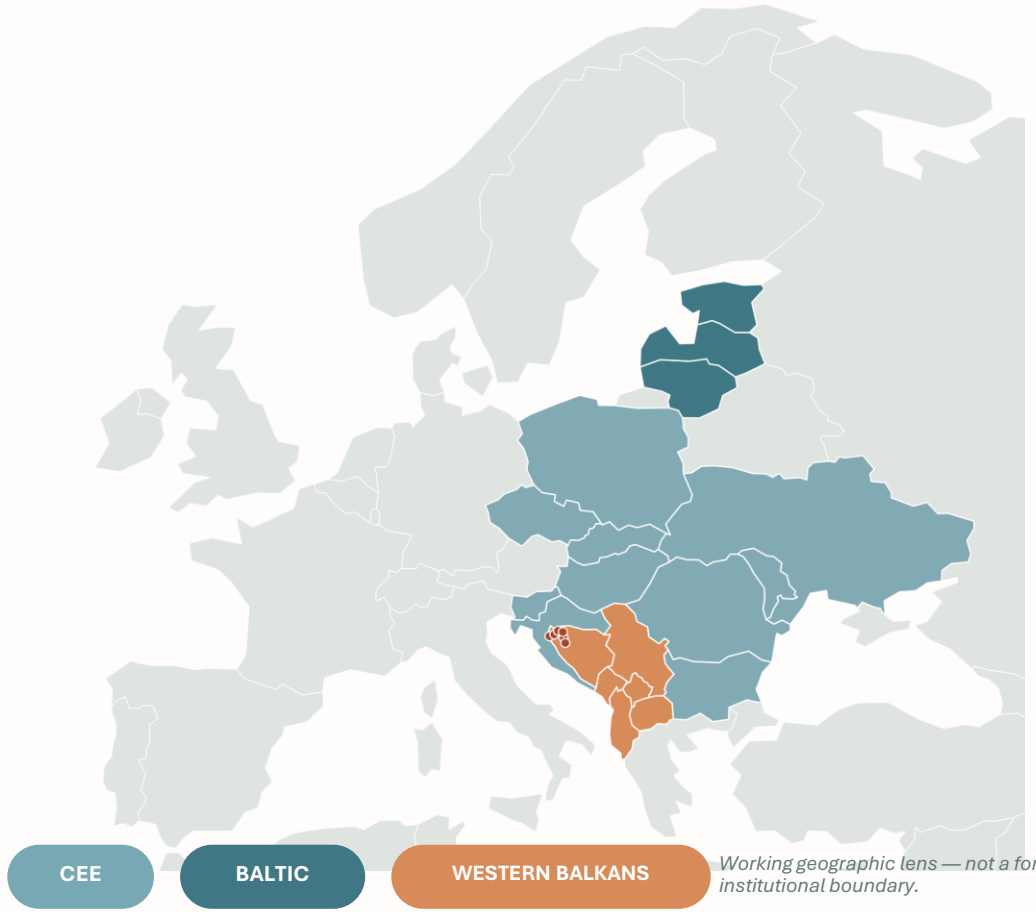

Central & central-eastern Europe

Heat and urban overheating · heavy precipitation · pluvial and river flooding · drought and low-flow pressure

South-eastern Europe & Western Balkans

Longer heatwaves · drought and wildfire weather · flash flood and landslide risk · water and energy stress

Baltic region

Pronounced winter warming and less sea ice · heavy rain and urban flooding · storm-surge and erosion pressure · changing water quality and ecosystems

Sources: IPCC AR6 Europe regional findings; EEA EUCRA 2024; HELCOM Climate Change in the Baltic Sea 2024.

Too much water and then too little

The operational risk is not one simple trend. Municipal systems must cope with extremes, thresholds and sequences.



2024 · widespread flooding

30% of the European river network exceeded the “high” flood threshold

12% exceeded the “severe” threshold

STORM BORIS

Flooding, fatalities and damage across parts of Poland, Czechia, Slovakia, Austria, Hungary, Romania, Germany and Italy.



2025 · persistent low flows

70% of European rivers recorded below-average annual flow

11 months of below-average European river flow

Deficits were particularly pronounced in several central, southern and eastern regions.

DESIGN FOR THRESHOLDS, SEASONAL SEQUENCES AND ASSET LIMITS — NOT ANNUAL AVERAGES.

Sources: C3S/WMO European State of the Climate 2024 and 2025.

How climate risk is transferred through a municipality

Climate pressure becomes public loss only after it passes through assets, people, infrastructure and institutional weak points.

Climate pressure

heat · intense rain · drought · surge

Hazard process

runoff · high water · low flow · soil saturation

Exposure

homes · schools · roads · utilities · ecosystems

System weakness

blocked drains · small culverts · sealed land · weak protocols

Service failure

road closure · overheating · water disruption · isolation

Municipal consequence

repairs · emergency cost · liability · lost trust

Municipal intervention points

Reduce the hazard load

upstream storage · wetlands · shade · soil and vegetation management

Reduce exposure

land-use controls · setbacks · protect critical routes and facilities

Reduce vulnerability and failure

maintenance · redesign · warning · emergency protocols · redundancy

The municipality cannot stop the storm - but it can interrupt the chain. Where does your chain fail first?

Sources: EEA EUCRA risk-transmission framing; IPCC risk framework; municipal field observations, 2026.

Where municipalities get stuck - and what peers can help unlock

The barriers are shared: translating evidence into ownership, budgets, procurement, maintenance and learning.

36

major climate risks identified across Europe by EUCRA

Many have already reached critical levels.

PEER PROMPT: WHERE DOES DELIVERY STALL?



Data is not translated to a place or asset

Regional projections remain disconnected from specific roads, drains, schools, coastlines or neighbourhoods.

Ownership and budgets are fragmented

Municipality, utility, river-basin body, road authority and landowner each hold part of the solution.

Projects are not delivery-ready

The problem, costs, responsibilities, maintenance and measurable outcomes are not yet defined.

Prevention competes with urgent repair

Emergency costs displace planned prevention, while known weak points remain in place.

Sources: EEA European Climate Risk Assessment (EUCRA), 2024; C3S/WMO climate evidence.

Municipal case lens: six places, one evidence-to-action method

Bosnia and Herzegovina grounds regional climate evidence in local questions, field observations and priority action.



BiH MUNICIPAL FIELD LENS · 2026

Projection → Local question → Field evidence → Priority package

Sanski Most	river–drainage interaction · groundwater · pumps · retention
Ključ	bridges and culverts · bank erosion · road access · slopes
Oštra Luka	small catchments · rural roads · erosion · maintenance capacity
Bihać / Bosanska Krupa	Una floodplain and banks · settlement and tourism exposure
Novi Grad	confluence dynamics · bridge/debris controls · cross-boundary risk

SANSKI MOST OBSERVED TREND 1961–2023 **+5.7 summer days / decade** **+1.4 very hot days / decade**

Sources: municipal field observations and consultations, May-June 2026; Trbić et al., Frontiers in Climate, 2026.

Local evidence is a scientific risk layer

Structured field evidence and community memory show how regional hazards become local service failures.

Flood marks & water depths

Where water reached, how quickly it rose and how long it remained.

Emergency & callout records

Which services failed, which roads closed and who needed help first.

Bridges, culverts & drains

Freeboard, blockage, debris, undersized profiles and repeated maintenance.

Pumps & utilities

Capacity, failure history, groundwater interaction and backup arrangements.

Banks, slopes & erosion

Instability, saturated ground, landslide indicators and access risk.

Land-use change

New exposure, soil sealing, floodplain filling and loss of natural storage.

Citizen and staff memory

The first points of failure and repeated impacts that datasets may miss.

Georeferenced evidence pack

Date, location, photograph, source, consequence and confidence rating.

LOCAL KNOWLEDGE DOES NOT REPLACE MODELLING - IT HELPS SCIENCE ASK THE RIGHT LOCAL QUESTION.

Source: municipal and civil-protection field discussions, 2026; aligned with EEA/IPCC risk framing.

Start with low-regret action portfolios

Prioritise measures that reduce known weak points, remain useful across plausible futures and, where possible, lower emissions.

Flood & drainage

- Map repeated hotspots
- Maintain and redesign critical drains / culverts
- Restore retention and floodplain space
- Protect emergency access routes

Heat & public health

- Shade schools and health facilities
- Heat-health protocols and alerts
- Cool / green public space
- Protect workers and vulnerable groups

Drought & water

- Leakage and demand management
- Drought triggers and contingency plans
- Source and catchment protection
- Water-efficient public assets

Coast, slopes & ecosystems

- Monitor erosion and instability
- Setbacks and land-use controls
- Riparian / coastal buffers
- Vegetation and wildfire-risk management

COMBINE GREEN, BLUE AND GREY INFRASTRUCTURE - AND SEEK REAL MITIGATION CO-BENEFITS.

Sources: EEA adaptation principles; IPCC risk reduction; HELCOM 2024; municipal and NbS practice evidence.

Turn evidence into an owned local project

A project becomes deliverable when the problem, place, package, benefits and ownership are clear.

1

Problem

Which risk and consequence of no action?

2

Place

Which asset, neighbourhood, coast or catchment?

3

Package

Which maintenance, NbS, engineering and engagement measures work together?

4

Benefits

Which disruption, exposure, heat, water-quality or service outcomes improve?

5

Governance

Who owns, permits, maintains, monitors and reports?

LOCAL PROJECT EXAMPLE · BRIDGE / CULVERT CORRIDOR

Reduce repeated flood disruption at a priority bridge / culvert corridor

Debris management + culvert redesign + riparian restoration + citizen reporting + an assigned, funded maintenance plan

Evidence to share with peers

- photos + flood marks
- emergency / maintenance records
- basic GIS hotspot map
- costs + land + responsibilities
- simple monitoring indicators

Sources: EEA EUCRA; Climate-ADAPT municipal practice; BiH municipal fieldwork synthesis.

PEER EXCHANGE

The aim is not one municipal model, but shared learning about where risk enters, what has worked and what remains blocked.

1

Where is risk already visible?

Which hazard is disrupting a service, asset or community?

2

Where does the chain fail?

Land use, maintenance, infrastructure, warning or coordination?

3

What would unlock action?

Which evidence, partner or peer experience is missing?

Science provides ranges and thresholds. Municipal practice turns them into priorities, projects and learning.

With thanks to the participating municipalities and the Folke Bernadotte Academy for supporting the 2026 BiH climate adaptation learning programme.

What science can — and cannot — do for a municipality

Use this slide in questions to protect credibility and prevent both overclaiming and paralysis.

Science can

- detect observed trends and changing extremes
- provide scenario ranges and confidence levels
- identify physical mechanisms and thresholds
- stress-test long-lived assets and plans
- compare options across plausible futures
- monitor whether interventions are working

Science cannot

- predict the exact date and footprint of the next local event
- decide political priorities or acceptable risk
- solve fragmented ownership and accountability
- secure land, permits, procurement or maintenance
- guarantee that one measure removes all risk
- replace engineering judgement and local evidence

The correct response to uncertainty is adaptive decision-making — not delay.

Sources: IPCC AR6; EEA EUCRA 2024.

Evidence base and methodological cautions

Keep this slide available for questions; the public message remains simple, but the evidence underneath it is explicit.

Regional and European science

C3S / WMO	European State of the Climate 2025 - temperature, river flow and flooding.
C3S / WMO	European State of the Climate 2024 - Storm Boris, heat and European flood thresholds.
EEA	European Climate Risk Assessment (EUCRA), 2024.
IPCC	AR6 Working Group I and II - Europe regional climate and risk findings.
HELCOM	Climate Change in the Baltic Sea -2024 Fact Sheet.

BiH / municipal case evidence

Trbić et al.	Frontiers in Climate, 2026 — observed and projected summer / very hot days in BiH.
BiH authorities / UNDP	National Adaptation Plan with proposed measures, 2022.
World Bank	Climate Risk Country Profile: Bosnia and Herzegovina, 2021.
Municipal programme	Field observations and municipal / civil-protection consultations, May-June 2026; supported by FBA.
Martina Egedusevic	Natural flood management, NbS and municipal resilience practice evidence.

CAUTION: city-specific claims must be labelled as observed station evidence, official local hazard information or field-based risk questions — not invented "local projections".

Full hyperlinks are included in speaker notes.

Thank you for your kind attention!

Acknowledgements to:





Small hint fo the end: 14,513 photos from 177 countries arrived for the competition, and a photograph from Bosnia and Herzegovina by Vladimir Tadic won an award related to land degradation. Ceremony was held in UNCCD COP17.
Link to Vladimir's work: linkedin.com/in/vladimir-tadic-10935b9

Terry Karampini

Climate Risks and Resilisence Expert,
Mission on Adaptation, European Environment Agency

Climate-resilient infrastructure in Central and Eastern Europe & the Baltics

EU climate risks – subnational adaptation – cost-effectiveness - infrastructure projects

Terry Karampini | European Environment Agency



Figure ES.1 Observed and projected trends in key climatic risk drivers in different European regions

Land regions	Northern Europe			Western Europe			Central-eastern Europe			Southern Europe		
	Past	Future		Past	Future		Past	Future		Past	Future	
		Low	High		Low	High		Low	High		Low	High
Mean temperature	↗	↗	↗	↗	↗	↗	↗	↗	↗	↗	↗	↗
Heatwave days	□(*)	↗	↗	↗	↗	↗	↗	↗	↗	↗	↗	↗
Total precipitation	↗	↗	↗	↗	⟋	↘	↗	↗	⟋	↘	↘	↘
Heavy precipitation	↗	↗	↗	↗	↗	↗	↗	↗	↗	↗	↗	↗
Drought	↗	↘	↘	↗	⟋	↗	↗	⟋	↗	↗	↗	↗

European regional seas	Past	Future
Sea surface temperature	↗	↗
Sea level	↗	↗

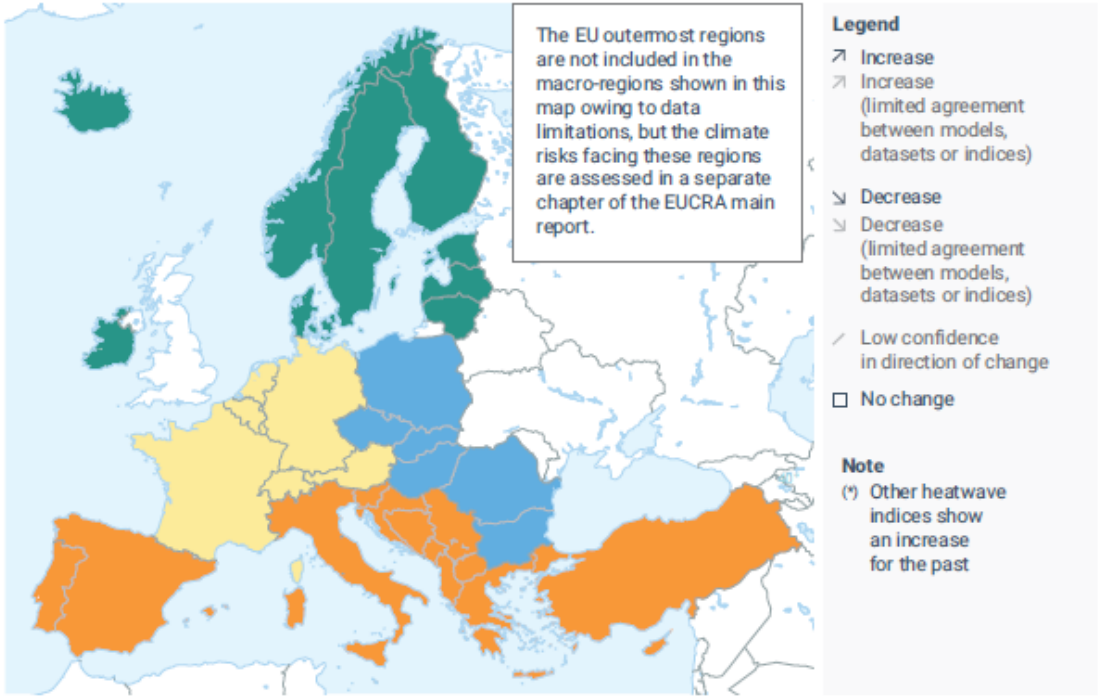

Notes: Underlying climate variables are: heatwaves (days with maximum temperatures above 35°C), heavy precipitation (maximum 1-day precipitation), and drought (using a standardised precipitation evapotranspiration index over 6 months (SPEI-6, Hargreaves' method)). Time periods and scenarios are past (1952-2021); future until the end of the century (2081-2100 relative to 1995-2014); low scenario (SSP1-2.6); and high scenario (SSP3-7.0).

Source: Copernicus Climate Change Service (C3S).

EUCRA (EEA, 2024)

EUCRA: the strongest opening message

1:10

Climate risk is already an infrastructure and delivery challenge

36

major climate risks across Europe

Urgency

More than half, 21 risks, need more or urgent action now; several are already at critical levels.

Risk intensification

Heatwave days, drought and heavy precipitation are projected to increase in CEE under both low- and high-emissions scenarios.

CEE hotspot

Central-eastern Europe is explicitly flagged for low adaptive capacity, linked to unemployment, poverty, emigration and ageing populations.

Just resilience

Ill-designed adaptation can leave vulnerable groups behind and exacerbate existing inequalities.

Infrastructure is where climate risk lands, and where it can be absorbed or amplified.

EUCRA (EEA, 2024)

Infrastructure decisions lock in resilience or future damage

1:10

Long-lived assets, interconnected networks and cascading failures

ABSORB

Resilient design
Maintenance
Distributed measures

AMPLIFY

Ageing assets
Poor adaptation
Low redundancy
Cascading failures

Every euro spent now, from better drainage to major flood protection, is a decision about which future we build.

EUCRA (EEA, 2024)

Adaptation is advancing, but unevenly

1:20

Subnational authorities are becoming central in law and in practice

National picture

All 32 EEA countries now have national adaptation policies, and most have completed at least one full policy cycle. But preparedness is still lagging behind rising risk.

Legally central

Twelve EU countries, including Bulgaria, Croatia, Latvia and Poland, require subnational adaptation planning.

Practically central

Local and regional authorities deliver adaptation through housing, public space, drainage, transport and emergency response.

Example: **Poland now requires municipalities over 20,000 residents to adopt adaptation plans and report every two years. Yet Estonia and Romania have no national climate risk assessment, while Poland, Latvia, Lithuania and Bulgaria rely on assessments older than eight years.**

CEE municipalities are increasingly expected to act, often risk assessments and plans are not well connected

Climate resilience in Europe, 2025 — progress and challenges (EEA, 2026)

The implementation barrier is structural, not only financial

1:10

Funding supports plans more readily than delivery

93%

of Mission signatories name insufficient finance as their top challenge

Funding cliff

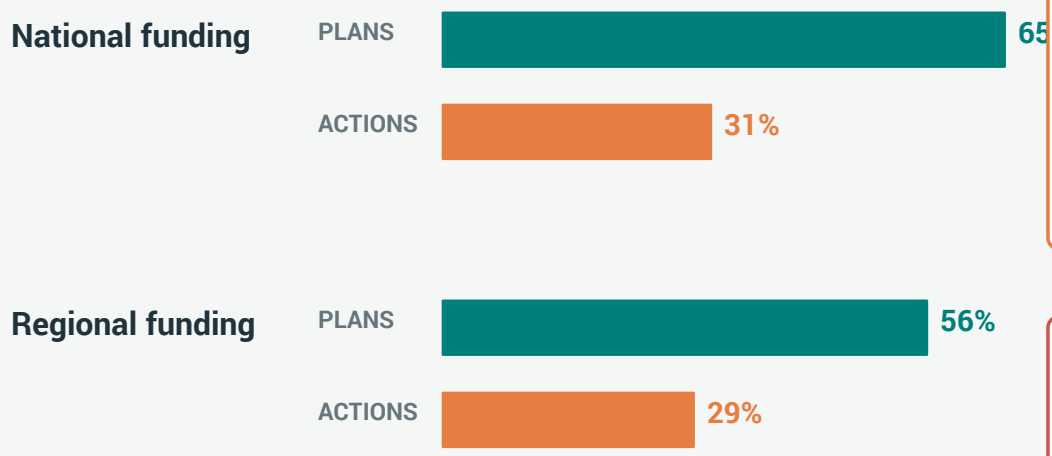

Municipal burden

85% of adaptation plans and 81% of actions use municipal own budgets, but only 18% of actions rely solely on them.

Smaller municipalities

Less staff capacity to identify funding, meet application requirements and combine funding sources.

Low-cost, locally financeable projects are not a fallback; they may be the only projects municipalities can build now.

Where local and regional Mission Signatories stand on climate adaptation in 2025 (EEA, 2026)
Small but mighty (EEA, 2026)

CEE’s current action profile

0:55

A strong grey-infrastructure bias, with weaker governance foundations

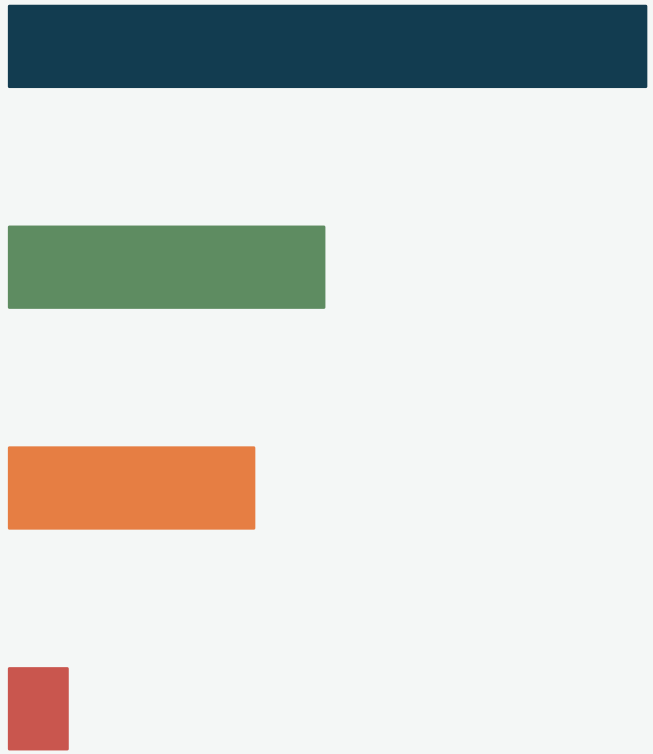

Physical / technological	**≈46–47%**	Highest share of any region
Nature-based solutions	**≈25%**	Lower than western and southern Europe
Knowledge / behavioural	**≈18%**	Relatively high in the evidence cited
Governance / institutional	**≈3–4%**	The standout CEE gap

The sharper story: pair quick-win infrastructure guidance with stronger planning and governance capacity, not only more capital.

Urban adaptation in Europe: what works?(EEA,

Small and locally scalable interventions

1:25

Examples that retrofit existing streets, roofs, buildings and communities

Ober-Grafendorf, Austria

"Ecostreets": drain gardens and green roadside strips after flooding. A municipality of about 5,000 people, 12 staff and no environment department. Cooling of up to 5°C without expanding sewers.

Small but mighty (EEA, 2026)

Bratislava, Slovakia

50% subsidy, capped at €1,000 per property, for green roofs and rainwater reservoirs. More than 1,000 household projects since 2016.

Urban adaptation in Europe: what works?(EEA, 2024)

Warsaw, Poland

Zgoda-Złota retrofit: existing streets, a disused road tunnel used for a 3-million-litre retention tank, 200 trees and about 3,000 m² of green space.

Arktitektura Biznes

Riga, Latvia

Adaptive reuse of 23 buildings and 2 hectares, about 8,500 m², through grassroots partnerships rather than new construction.

Urban adaptation in Europe: what works?(EEA, 2024)

Shared logic **Retrofit what already exists • distribute action across many sites • combine flood, heat and social benefits • reduce dependence on one large capital project**

Low cost does not mean low value. It can mean faster, replicable and locally financeable.

Large and regional interventions

1:20

System-scale protection built through phased, combined measures

Košice watershed restoration, Slovakia

- Scaled from a 2010–2012 pilot
- Rewetting, bioretention, permeable paving and green roofs
- Six District Advisory Boards and municipal “water ambassadors”
- Covers 6,754 km²
- Intended to reduce flood and drought risk together
- Around 3,200 green jobs

Wrocław flood protection, Poland

- Dykes, weirs and floodgates rather than one barrier
- Phased construction and spending
- Completed in 2020
- Protects transport routes, hospitals, schools and housing
- A system-level response to fluvial flood risk

Climate-ADAPT

Large infrastructure still benefits from the same principles: phasing, multi-functionality, governance support and system thinking.

Healthcare heat resilience

0:45

An evidence gap for CEE and the Baltics

CEE / Baltic evidence gap

No verified CEE or Baltic healthcare case at the same level of detail is identified in the material.

EUCRA rates health-infrastructure risk as requiring more action.

Flanders

Free centralised energy audits

Targeted subsidies for passive cooling and shading

Bundled retrofits across about 8,000 facilities

Climate-ADAPT

A future opportunity?

Three takeaways

0:45

Infrastructure can support climate resilience in practice

1

Act before failure

Long-lived infrastructure decisions lock in either resilience or damage.

2

Combine solutions

Scales: Small distributed retrofits reduce failure points; large projects protect systems.
Type: green and grey

3

Put justice at the heart of adaptation

Finance, governance, maintenance and participation determine what gets delivered.

Invest now or pay later

Cost effective infrastructure is not a compromise.
Major infrastructure is not sufficient on its own.

Inspiration

Visit Climate-ADAPT adaptation options and case studies

Explore adaptation options

Climate impact

Extreme heat ×

Sector

Buildings ×

Adaptation Approaches

Adaptation Measures and Acti... ×

Nature-based solutions ×

Key Type Measure

Select...

View all in the resource catalogue



Urban green and blue infrastructure



Climate proofing of buildings against...

Adaptation Option

Climate proofing of buildings against excessive heat

Share
Download

Database > Adaptation options > Climate proofing of buildings against e...

Improving indoor thermal comfort, while reducing energy use, addresses the increasing risk of heatwaves and urban heat islands.

Buildings can be adapted to cope with extreme heat by using several approaches related to:

- Climate resilient building design. It can include both traditional features (such as building aspect ratio, architectonical elements and solar orientation), and hi-tech solutions (such as monitoring sensors and real time orientation of shading panels).
- Building's envelope technical features. They improve insulation anddecrease indoor temperatures. technical features include traditional thick walls as well as white and green roofs or a combination of them. Mechanical or natural ventilation also reduces indoor temperatures.

Specific attention should be given to historical buildings. Many of the measures may not be applicable due to existing laws and regulations aimed at preserving the original materials and construction techniques used.

Relevant EU policies

Energy policy, Energy Performance of Buildings Directive

Advantages

- Improves thermal comfort.
- Reduces GHG emissions through minimised energy use, due to reduced need of air conditioning.

Disadvantages

- Higher initial investment costs.
- High efforts to ensure regulation compliance.

Relevant synergies with mitigation

Reducing energy demand

Read the full text of the adaptation option

Description

Stakeholder participation

Success and limiting factors

Costs and benefits

Legal aspects

Adaptation Option illustrations (4)



Date of creation:

2024

Case studies related to this option:

Reduction of heat stress through innovative ventilated and air-permeable roof retrofit, enabling passive cooling in buildings, Emilia-Romagna (Italy)

Climate-Proofing Social Housing Landscapes – Groundwork London and Hammersmith & Fulham Council

EEA grants supporting the city of Bratislava (Slovakia) to implement climate mitigation and adaptation measures

Four pillars to Hamburg's Green Roof Strategy: financial incentive, dialogue, regulation, and science

Green roofs in Basel, Switzerland: combining mitigation and adaptation measures

Living in a tree house in Torino (Italy): combining adaptation and mitigation measures to improve comfort

Nature-Based Solutions in schools: a green way to adapt buildings to climate change in Solana de los Barros, Extremadura (Spain)

Stuttgart: combating the heat island effect and poor air quality with ventilation corridors and green-blue infrastructure

Adapting to heat stress in Antwerp (Belgium) based on detailed thermal mapping

Social vulnerability to heatwaves – from

Izabela Szostak-Smith

Deputy Director, Infrastructure Office, Warsaw City Council

Climate Alliance International Conference 2026

Warsaw

From risk to resilience:
building capacity and funding local action

Municipal implementation perspective

Izabela Szostak-Smith
City of Warsaw

15.09.2026 | Warsaw

Izabela Szostak-Smith

Deputy Director at the City of Warsaw's Infrastructure Department, responsible for strategy, sustainable development, and city engineering.

Former Deputy Mayor of Warsaw's Praga-Południe District, where she oversaw key portfolios including environmental protection and climate, architecture and construction, entrepreneurship, and public procurement. She has initiated and led innovative infrastructure projects, notably a Polish–Danish collaboration focused on recovering excess heat from the Warsaw metro system.

A qualified lawyer specialising in energy, projects, and construction law. She holds a Master of Laws and Administration (LL.M.) and a Master of Business Administration (MBA). She is an alumna of the University of Warsaw, the University of East England, the University of Cambridge, the University of Florida Levin College of Law, and the College of Law in London (LPC).



Warsaw

City of Warsaw

517 km²
administrative area

1.8 million
inhabitants
37,2 million - Poland

3.3 million
inhabitants within agglomeration

1,6%
unemployment rate
5,8% - Poland

244 000
students
19% of students in Poland

40%
green space

€ 7,5 billion
budget expenditures for 2026



Warsaw

Shaping Warsaw's Climate Future: Policies and Milestones

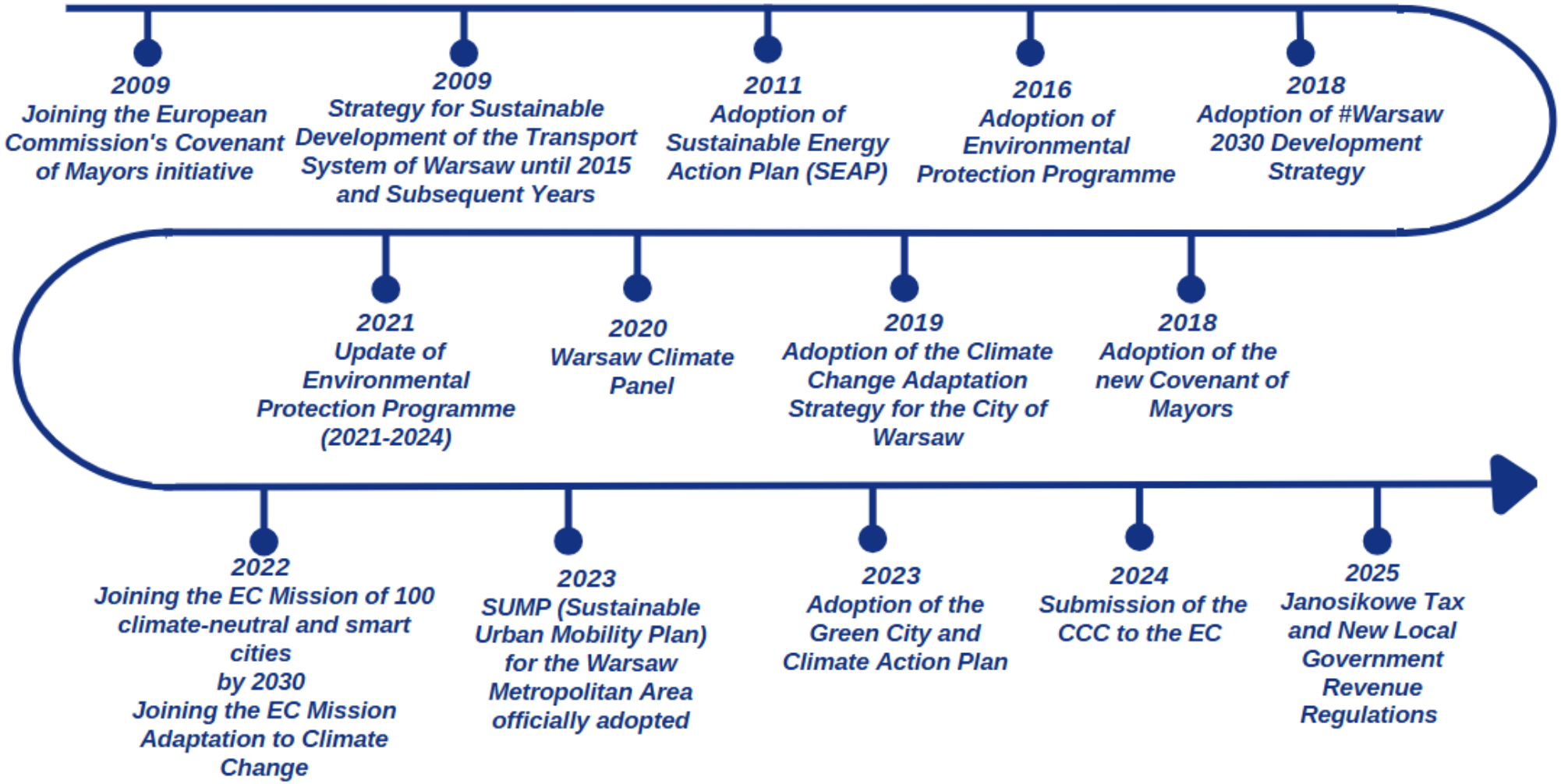

Warsaw


CO-CREATE
CITIZENS
BUSINESS
WARSAW
THE HUB
CONNECTING CITIZENS, BUSINESS, ACADEMIA AND GOVERNMENT
ACADEMIA
GOVERNMENT
CO-DEVELOP
CO-IMPLEMENT
TOGETHER FOR A SMARTER, GREENER AND MORE RESILIENT WARSAW.
ONE ECOSYSTEM | FOUR PARTNERS | ONE VISION FOR WARSAW

Warsaw

Citizens

Challenges and Barriers

- Public skepticism towards new initiatives and long-term projects
- Resistance to change among stakeholders and local communities

Successful Collaboration Examples

- New Centre of Warsaw
- Warsaw Climate Panel
- Participatory Budget



Warsaw

Business

Challenge

Preserving economic freedom

What We Do

- Bring together key stakeholders
- Support start-ups
- Facilitate collaboration between business, academia, government and citizens
- Create favorable conditions for business growth



Warsaw

Academia

Challenge

Difficulties in translating research and ideas into practical applications

What We Do

- Leverage academic expertise and know-how
- Engage researchers in focus groups and stakeholder networks
- Support doctoral candidates through dedicated programmes
- Develop AI-based solutions for the City, including Digital Twins



Warsaw

Government

Challenge

Aligning local and national obligations and expectations

What We Do

- Cooperation within the Polish Metropolises Association (UMP)
- Collaboration with ministries and state-owned enterprises
- Participation of city representatives in parliamentary committees
- Joint development of policies and strategic initiatives



Warsaw

Key takeaways



Show & tell



Design thinking and democratic design process



Engage multisector stakeholders

Warsaw

Warsaw

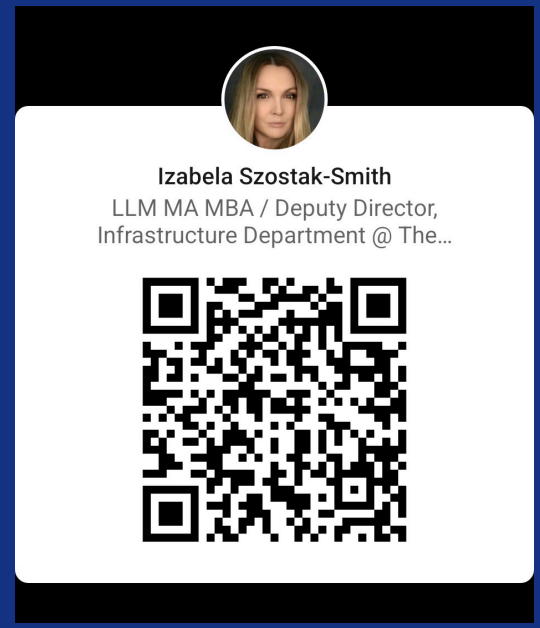

Thank you for your attention

City of Warsaw

Izabela Szostak-Smith

Lina Bubulytė

Head of EU Projects Team, Amiestas (Renew the City), Vilnius

ATNAUJINKIME MIESTĄ

Funding opportunities for municipalities: EU project experience from Vilnius



Lina Bubulytė
Head of EU Projects Team
VšĮ Atnaujinkime miestą
15 Sep 2026

Numbers Don’t Lie: Inside the Buildings’ Story in Vilnius



5280

70%

4500 !

AMIESTAS: From Idea to Impact

2007

VILNIUS

ATNAUJINKIME MIESTĄ

2020

One Stop Shop for MULTIAPARTMENT BUILDING RENOVATION



Free of Charge FOR RESIDENTS

2024/ 2025

BALTIC SUSTAINABILITY AWARDS

Local Sustainability Award

CITIES • TOWNS • REGIONS

European Sustainable Energy Week 2025

2026

VILNIUS

gijos

ATNAUJINKIME MIESTĄ

© VšĮ ATNAUJINKIME MIESTĄ, 2024

KEY Activities





Project Management



Engagement



Neighbourhoods



Credit control



Promotion

Transforming Homes, Improving Lives (before → after)









Benefits of renovation

- Health, safety, comfort
- Lower utility bills
- Improved building appearance
- Higher property value
- Stronger community
- Positive climate impact



Amiestas impact: the results of 2025

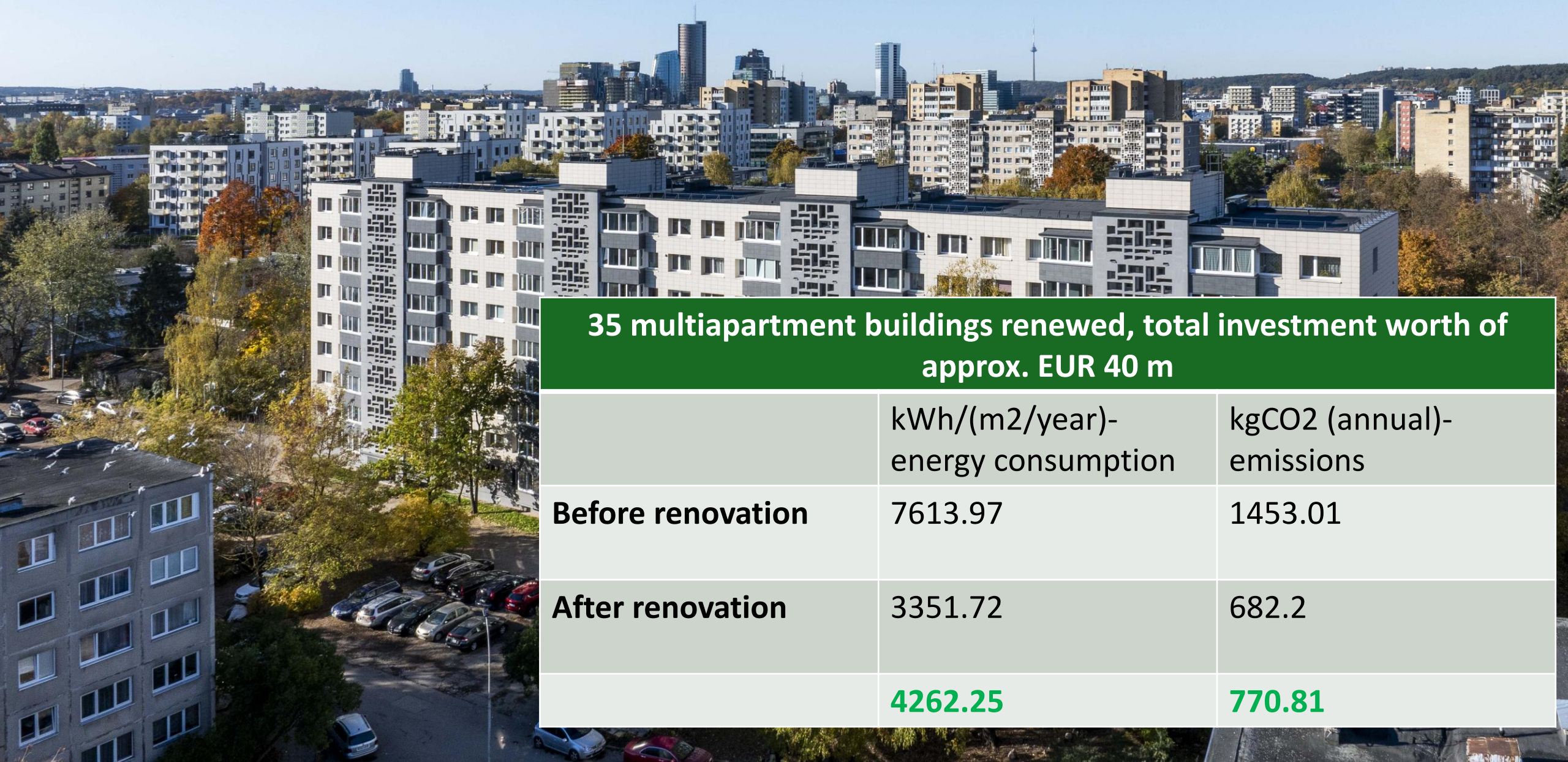

35 multiapartment buildings renewed, total investment worth of approx. EUR 40 m		
	kWh/(m2/year)-energy consumption	kgCO2 (annual)-emissions
Before renovation	7613.97	1453.01
After renovation	3351.72	682.2
	4262.25	**770.81**

Our EU project journey – one project opened the door

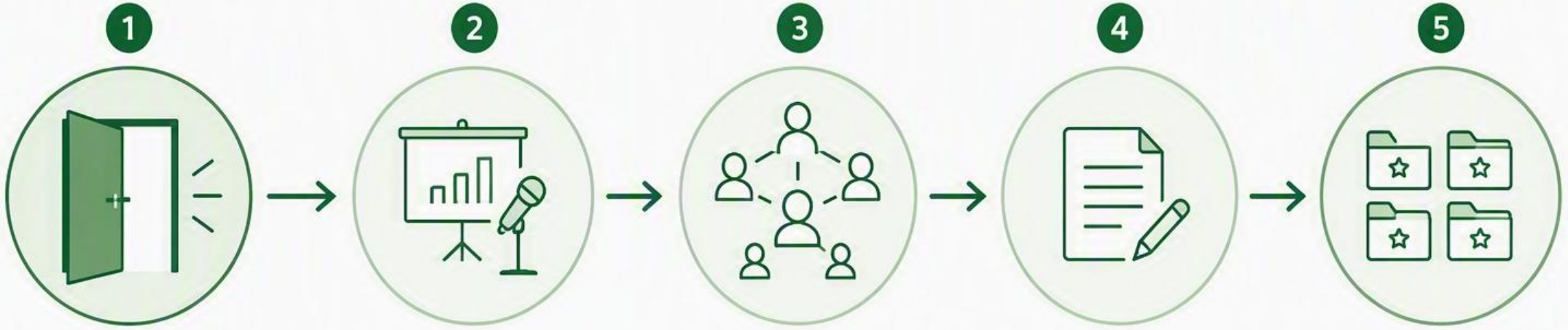

Opportunities grew from visibility, credibility and collaboration.

The First Results: RenoWave and Shared Green Deal

Interreg Baltic Sea Region

Co-funded by the European Union

ENERGY TRANSITION RenoWave

SHARED GREEN DEAL

Advanced one-stop-shop services for multifamily building renovation across the Baltic Sea Region.

The knowledge network for Vilnius - connecting residents and professionals around effective renovation.

Community Engagement Journey













This project has received funding from the European Union's Horizon 2020 research and innovation programme under grant agreement No 101036640.

Amiestas EU LIFE PORTFOLIO

cETAc	SPARKLE	GENDER4POWER	IRENE	reno tides by energie sprong
Municipal capacity and local support structures for clean energy transition and renovation.	Learning, peer exchange and practical planning tools for local and regional authorities.	Gender-responsive approaches to energy poverty and access to support	Inclusive renovation, energy justice and engagement of vulnerable residents.	Staged renovation using prefabricated solutions and collective purchasing approaches

Different Funding Doors – Valuable Lessons

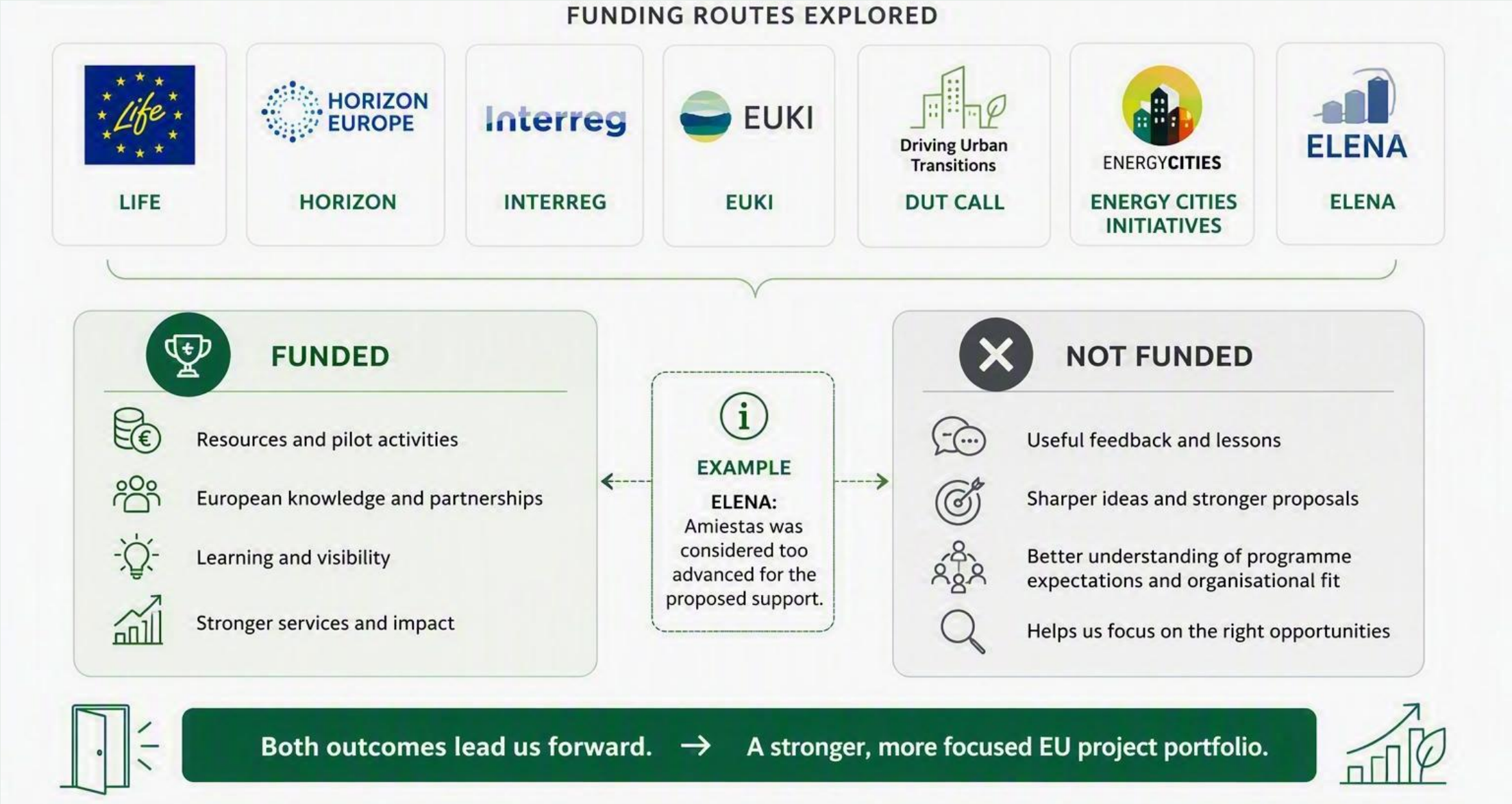

What Makes The Journey Challenging



Bureaucracy and reporting

Timesheets, evidence and audits

Municipal procurement and tender preparation

Co-financing, cash flow and investment costs

The Value of EU Projects



Capacity for work outside routine budgets



Testing innovation in a real municipal setting



Access to European expertise and peer learning



Added value for Amiestas core renovation services



Stronger municipality. Better services. Lasting impact.

From One Person – to a Trusted EU Partner

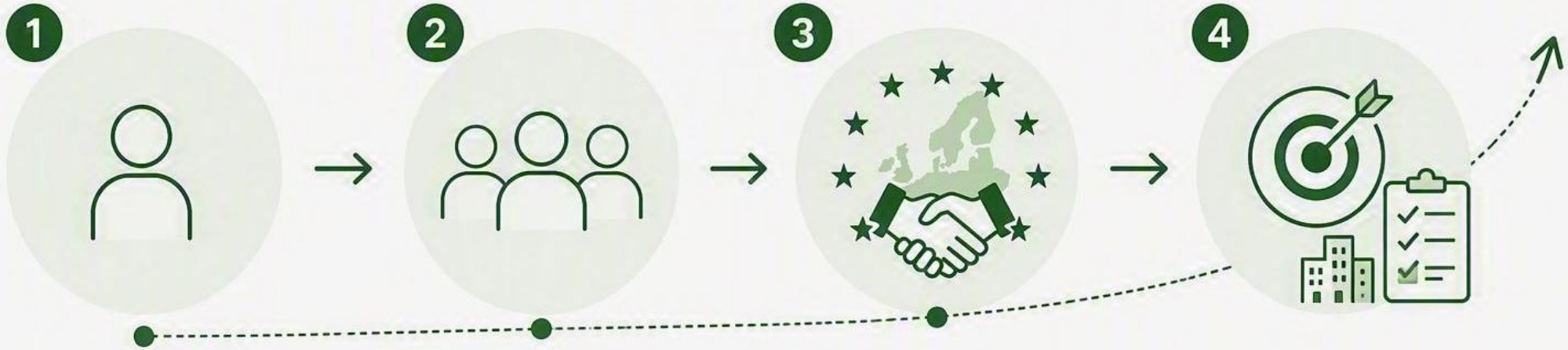

THEN

One person
and one EU project

NOW

Three-person team
and cross-department
support

TODAY

A growing portfolio
and trusted
partnerships

NEXT

Choosing the right
opportunities



Start small.

Deliver well.

Share experience.

Build trust.

Grow selectively.

Practical Tips for Municipalities



1. Start with one **highly relevant** project
2. Present your practical work and be **visible**
3. Build **relationships** before the call opens
4. Choose a **realistic role**, often as a pilot partner
5. Involve **finance** and **procurement** colleagues early
6. **Learn** from both successful and unsuccessful proposals

ATNAUJINKIME MIESTĄ

Thank you!

Atnaujinkime miestą

Atnaujinkime miestą



Climate Alliance support to local climate action

Climate Alliance International Conference 2026

Our activities: For and with our members

- Networking Activities
- Climate Action Tools
- EU Covenant of Mayors
- Advocacy Work
- Municipal Campaigns
- Working Groups
- Indigenous Partnership
- European & National Projects

Foto: Thom Milkovic via Unsplash

Working Groups

Learning from and with each other in Climate Alliance working groups.

Our working groups bring together interested members from across Europe and foster in-depth discussions on relevant topics including:

- **EU Policy**
- **Adaptation**
- **Financing**
- **CO2 Monitoring**



Photo: Shane Rounces via Unsplash

Networking Activities

Finding answers together through exchange, discussion and inspiration!

Climate Alliance's event calendar is packed with a range of diverse and exciting offers – from thematic workshops and lively debates to political discussions. The highlight every year?

Climate Alliance International Conference (CAIC).



Photo: City of Cologne, Jennifer Frey

Municipal Campaigns

Inspiring citizens to act on climate with creative approaches!

- **CITY CYCLING**
  Local politicians and citizens cycle for climate action
- **Green Footprints**
  Children collect ‘Green Miles’ for sustainable behaviour
- **Energy Caravan**
  Municipalities motivate citizens to renovate their homes



Photo: Climate Alliance

Climate Alliance Clibrary

Your library for local climate solutions

Search, find, carry out: Featuring exclusive content for Climate Alliance members, thematically organised.

Looking for inspiration for your work?
The Clibrary gathers successful examples of municipal climate action from across Europe.

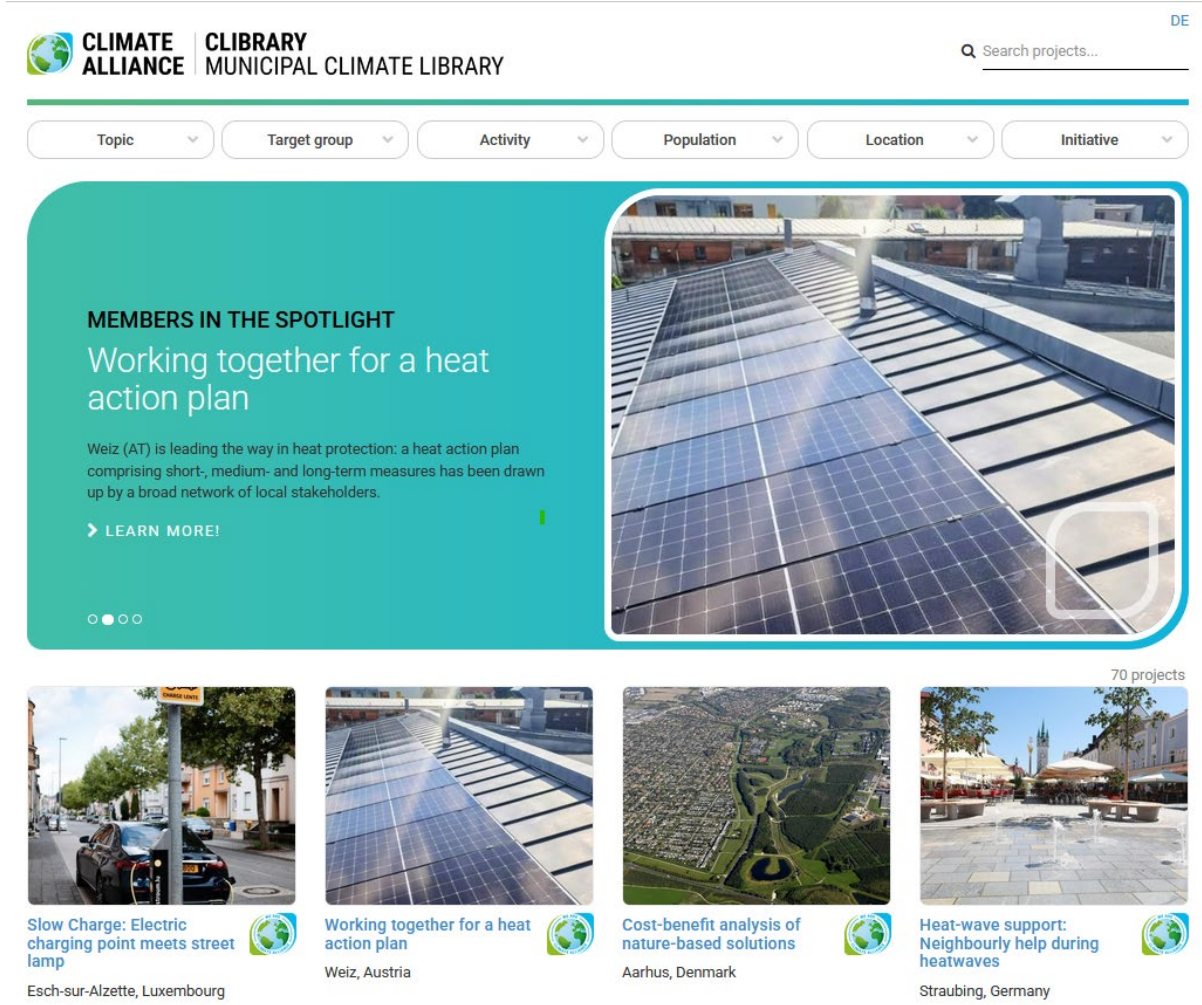

climate-library.org

European & National Projects

Joining forces to advance municipal climate action!

Climate Alliance is involved in a large number of projects – at national as well as the European level to advance, promote and strengthen climate action.

Thematically, the network is broadly positioned – from **adaptation, energy poverty and deep renovations to climate justice, mobility and renewable energies**.



Photo: Li An Lim via Unsplash

EU Covenant of Mayors

Emphasising the importance of cities and towns at European level!

Since 2008, Climate Alliance has been the driving force behind this EU initiative and is also an important actor in the global context. The network

- Leads on the development of common reporting framework and data reporting as well as on the topics of climate **adaptation**, **financial strategies** and **energy poverty**
- Coordinates **national activities** in Italy, Spain, Germany and Belgium



Photo: Nathalie Nizzette via FlickR

Advocacy Work

Making the local level heard in policy discussions!

Whether on the global level as an official observer of the **UN climate conferences** and **member of the UNFCC organisation of municipalities** or on the European and national levels through **position papers and statements** – Climate Alliance stands up for the concerns of its member municipalities and indigenous partners!



Photo: Climate Alliance

The Energy Caravan

The Energy Caravan is a municipal energy consulting campaign designed to increase the renovation rate of private buildings.

- The neighbourhood approach: offering residents free consultations from qualified energy consultants directly at the property and covering all building-related topics.
- Just as suitable for small towns with fewer than 4,500 inhabitants as it is for large cities.
- Municipalities receive the know-how needed to run the campaign
- Climate Alliance supports participating municipalities throughout all campaign phases
- Enables cities and towns to carry out the Energy Caravan independently in the future.



energiekarawane

Green Footprints

Children on the move for climate action

- Children in participating classes aim to collect as many “green footprints” as possible during the chosen campaign period with their climate-friendly journeys on foot, by bike or by train.
- Climate Alliance provides materials to make running the campaign as easy as possible for educational institutions
- The footprints collected by all participating municipalities and educational institutions are presented to the UN Climate Secretariat each year



Photo: Jochen van Wylick

The Climate Star Award

With the Climate Star Award, we recognise the work of our members from across Europe

From 24 August to 31 October 2026, Climate Alliance members from across Europe as well as networks of municipalities can submit their applications for the 12th Climate Star.



Climate Protection Planner

Klimaschutz-Planer

Your tool for municipal emissions monitoring

With the Climate Protection Planner, local authorities can visualise their municipal emissions and plan their next steps.

Use the Climate Protection Planner to create energy and greenhouse gas balances based on a systematic and standardised methodology

Currently used in Germany, Austria, Belgium

Allows local governments to make the results of their climate protection work accessible to the public. A preview of the dashboard: here.

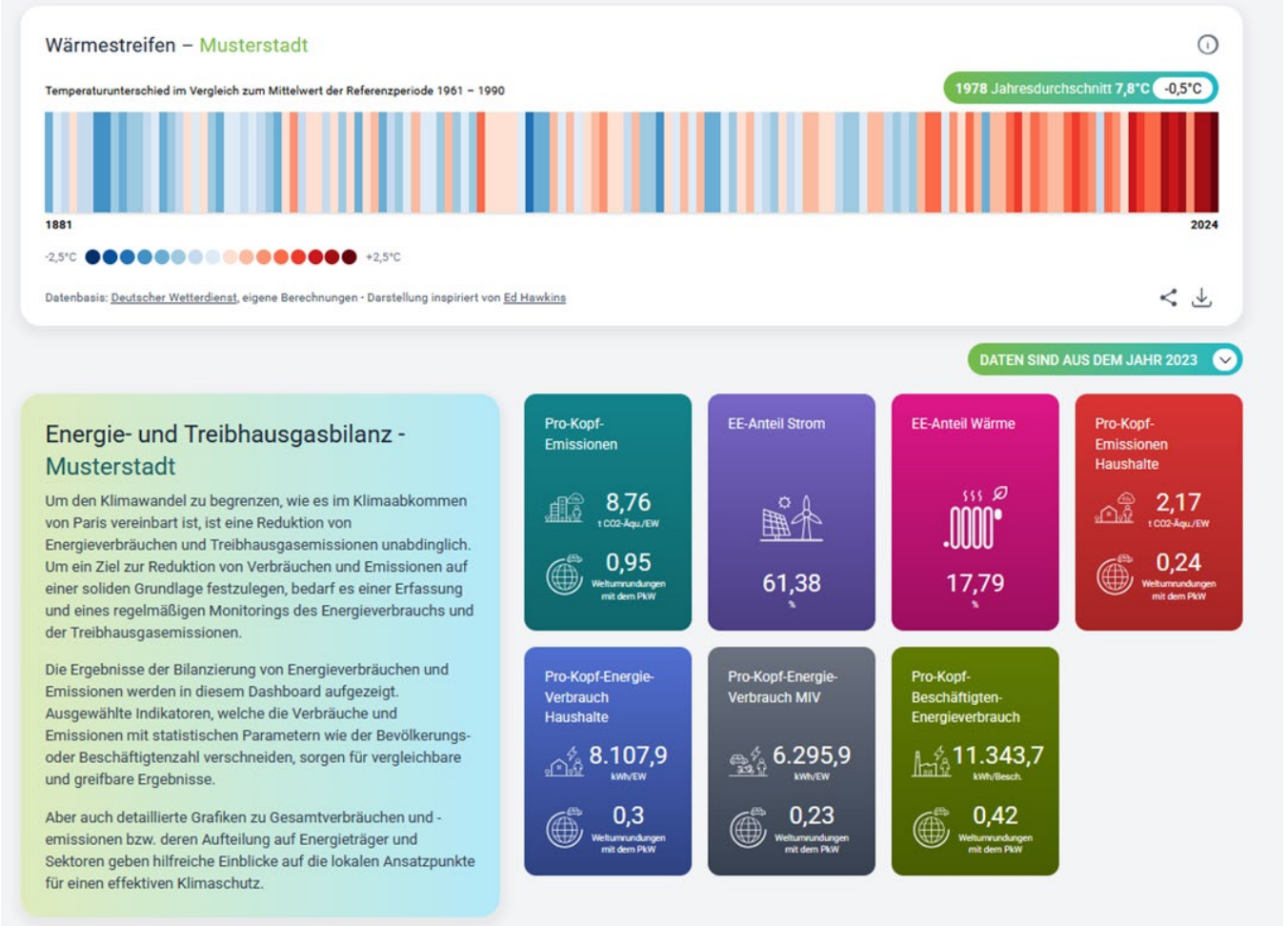

CONTACT

climatealliance.org

Newsletter sign up

Get in touch and stay in the know with Climate Alliance updates!

Climate Alliance
T. +49 69 71 71 39 0
E. europe@climatealliance.org